

# License Changes and Forking Data

OpenUK Research Show & Tell Sept 2024

Dr. Dawn M. Foster

Director of Data Science for CHAOSS

 <https://chaoss.community/>

 <https://github.com/chaoss>

 @chaoss@fosstodon.org

 <https://fastwonderblog.com/>

 <https://github.com/geekygirldawn>

 @geekygirldawn@hachyderm.io

# Thank You!



**ALFRED P. SLOAN  
FOUNDATION**



**FORD  
FOUNDATION**

# Whoami



- Geek, traveler, reader
- 20+ yr tech career focused on open source (VMware, Intel, Puppet, ...)
- OpenUK Board
- CHAOSS Board and Maintainer
- CNCF TAG Contrib Strategy co-chair
- PhD on Linux kernel collaboration

Photos by Mom, [Josh Bancroft](#), [Don Park](#)

# Assessing Organizational Participation

# Company Controlled OSS

A single company  
in control has a  
higher risk of forks  
and other disruptions.



Photo by Jan Fidler - CC BY 2.0

# Organizational Participation

Projects dominated by a single organization might be less sustainable and more likely to fork.

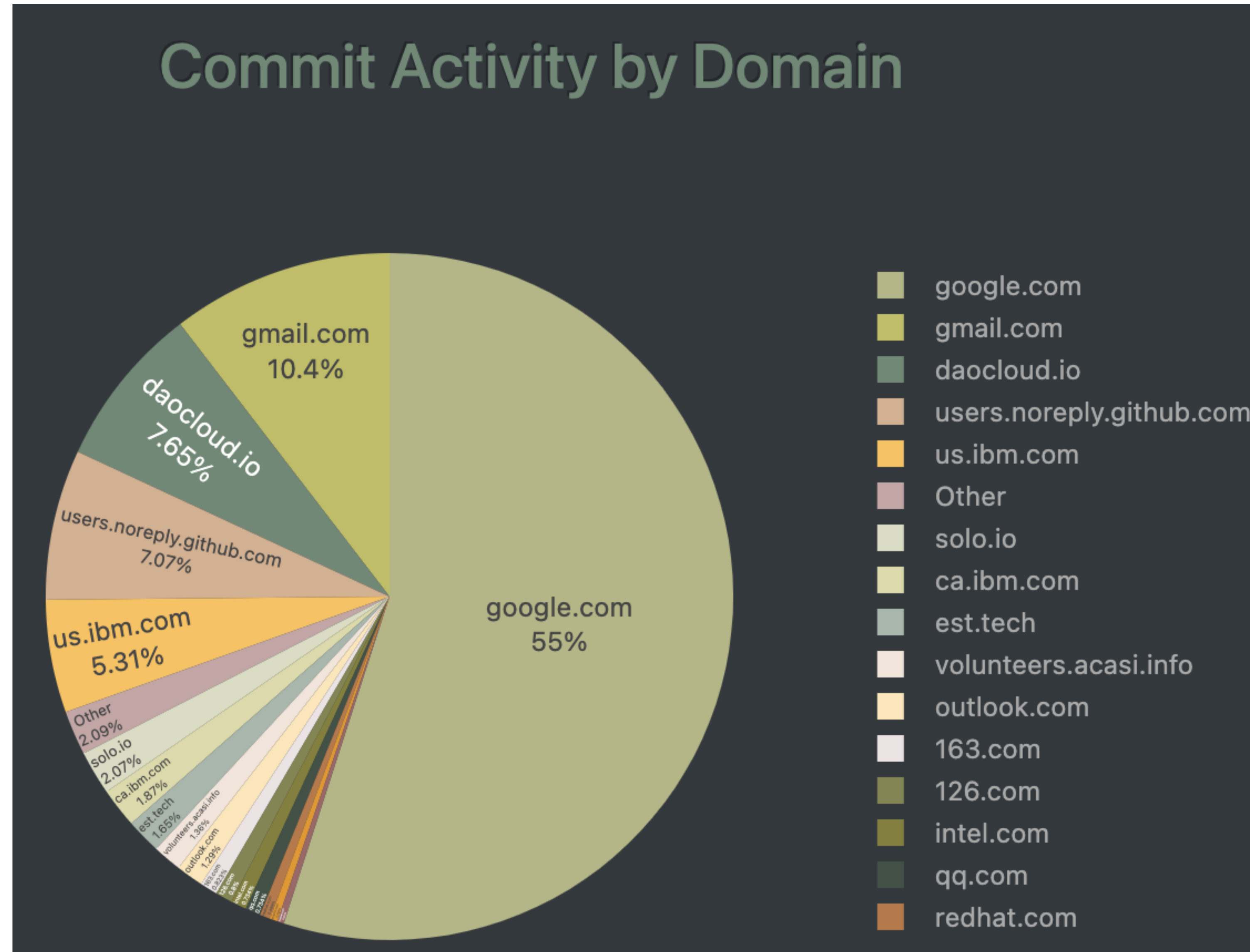
Key metrics:

- Elephant Factor
- Organizational Influence
- Organizational Diversity

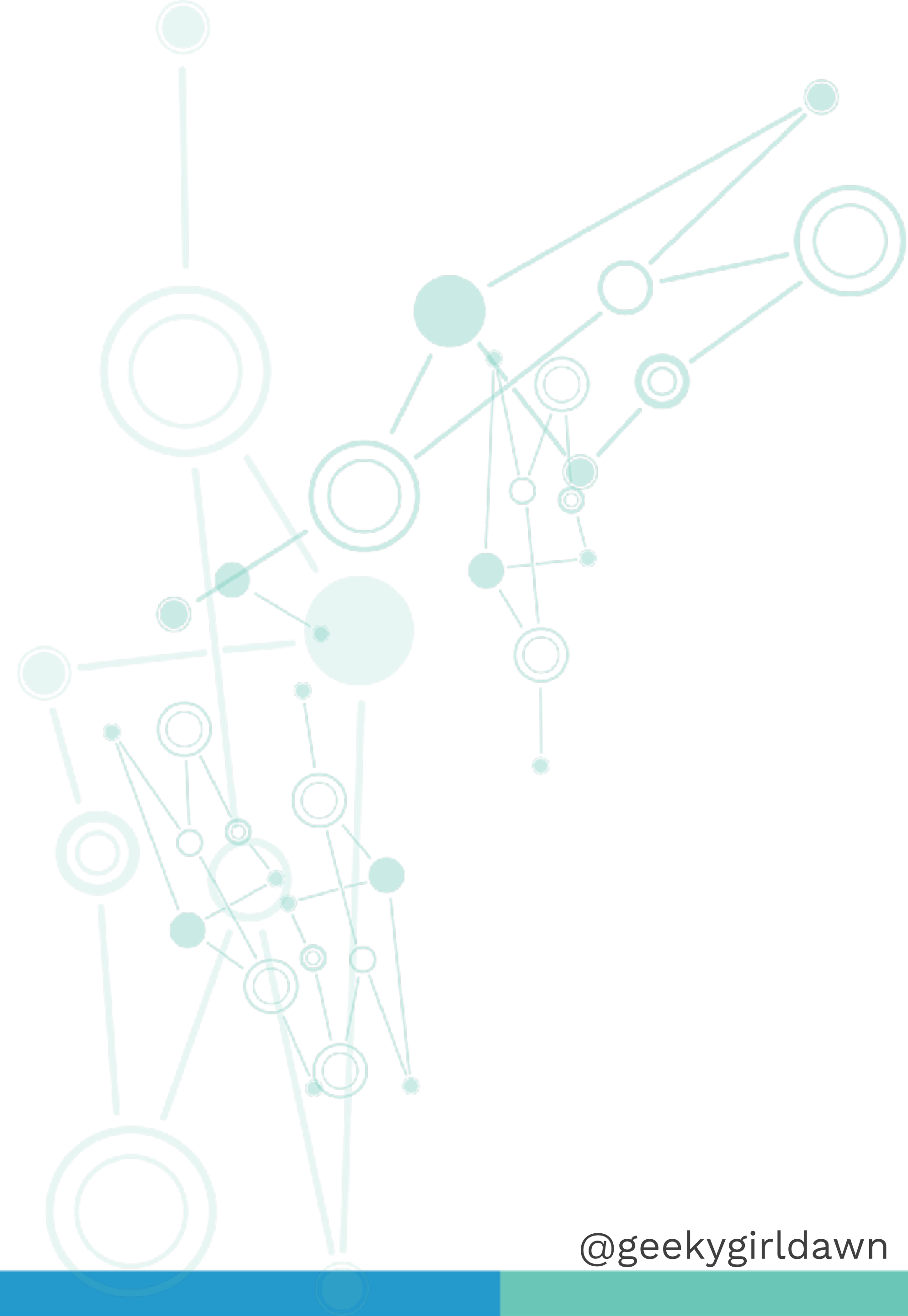


# Organizational Participation

Getting clean organizational affiliation data can be a challenge. It just needs to be good enough to understand the dominant players.



# Impacts and Data





# About the Data (Contributions Welcome!)

## Caveat:

- All of this is WIP data that hasn't been validated by the projects.

## Current Focus:

- Organizations / Employers (challenging to gather)

## Commits:


- Used for thresholds

## Additions / Deletions:

- Lines of code for magnitude

## Coming Soon:

- Additional community health measurements



# Relicensing: Users Drove Fork

Relicense had bigger impact on users than contributors.

## Key Dates:

- 2021-02-03: Elastic relicenses to SSPL & Elastic
- 2021-04-12: OpenSearch fork owned by AWS
- 2024-08-29: Elastic adds AGPL
- 2024-09-16: OpenSearch moves under LF



elasticsearch

 OpenSearch

# Elasticsearch repo (<https://github.com/elastic/elasticsearch>)

## 1 year before orig relicense (2020-02-03 to 2021-02-03)

- Elastic employees with  $\geq 10$  commits (67 people):
  - 96% of total additions
  - 97% of total deletions
- Other people with  $\geq 10$  commits (3 people):
  - 0.3% of total additions
  - 0.1% of total deletions

## 1 year before AGPL relicense (2023-08-29 to 2024-08-29)

- Elastic employees with  $\geq 10$  commits (99 people):
  - 95% of total additions
  - 97% of total deletions
- Other people with  $\geq 10$  commits (1 person):
  - 0.01% of total additions
  - 0.03% of total deletions

# OpenSearch Repo (<https://github.com/opensearch-project/OpenSearch>)

## First Year of the Fork (2021-04-12 to 2022-04-12)

- Amazon / AWS Employees with  $\geq 10$  commits (7 people):
  - 80% of total additions
  - 91% of total deletions
- Other people with  $\geq 10$  commits (2 people):
  - 7% of total additions
  - 4% of total deletions

## Final Year under AWS before LF (2023-09-16 to 2024-09-16)

- Amazon / AWS Employees with  $\geq 10$  commits (40 people):
  - 63% of total additions
  - 65% of total deletions
- Other people with  $\geq 10$  commits (6 people):
  - 11% of total additions
  - 13% of total deletions

# Relicensing: Contributors Drove Fork

The external contributors making significant contributions to Redis have moved to Valkey.



redis



Valkey

## Key Dates:

- 2024-03-20: Redis relicenses to SSPL & RSAL
- 2024-03-28: Valkey fork launched as an LF project

# Redis Repo (<https://github.com/redis/redis>)

## 1 year before relicense (2023-03-20 - 2024-03-20)

- Redis Employees with  $\geq 5$  commits (6 people):
  - 80% of total additions (189,656)
  - 74 % of total deletions (83,122)
- Other people with  $\geq 5$  commits (12 people):
  - 12% of total additions
  - 15% of total deletions

## After relicense (2024-03-20 - 2024-08-21)

- Redis Employees with  $\geq 5$  commits (7 people):
  - 75% of total additions (38,270)
  - 72% of total deletions (10,464)
- Other people with  $\geq 5$  commits (0):

# Valkey Repo (<https://github.com/valkey-io/valkey> )

## After 2024-03-28 Fork (until 2024-08-20):

- Companies with  $\geq 5$  commits (27 people at 9 companies):
- 79% of total additions (70,708)
- 76% of total deletions (50,158)

People	Company	Commits	Additions	Addition%	Deletions	Deletion%
2	Google	27	40191	44.82%	38406	58.35%
12	Amazon	122	15072	16.81%	5772	8.77%
2	Alibaba	6	303	0.34%	51	0.08%
2	ByteDance	5	3913	4.36%	562	0.85%
4	Huawei	66	3205	3.57%	2764	4.20%
1	Tencent Cloud	46	1690	1.88%	703	1.07%
1	Intel	10	559	0.62%	455	0.69%
2	Ericsson	37	5671	6.32%	1372	2.08%
1	@gnet-io	8	104	0.12%	73	0.11%

# Relicensing: Users Drove Fork

OpenTofu contributors were not Terraform contributors, so there was an impact to users, but not contributors.

## Key Dates:

- 2023-08-10: Terraform relicenses to BSL
- 2023-09-05: OpenTofu launched as fork under the LF





# Terraform Repo (<https://github.com/hashicorp/terraform>)

## 1 year before relicense (2022-08-10 - 2023-08-10)

- HashiCorp Employees with  $\geq 5$  commits (21 people):
  - 93% of total additions
  - 95% of total deletions
- Other - people with  $\geq 5$  commits (2):
  - 0.04% of total additions
  - 0.04% of total deletions

## After relicense (2023-08-10 to 2024-08-10)

- Hashicorp employees with  $\geq 5$  commits (24 people):
  - 90% of total additions
  - 93% of total deletions
- Other people with  $\geq 5$  commits (2 people - 1 might be employee):
  - 0.05% of total additions
  - 0.01% of total deletions

# OpenTofu Repo (<https://github.com/opentofu/opentofu>)

After 2023-09-05 fork  
until 2024-09-05:

- Companies with  $\geq 5$  commits (27 people at 11 companies):
  - 80% of total additions
  - 82% of total deletions

People	Company	Commits	Additions	Addition%	Deletions	Deletion%
1	Chainguard	6	266	0.17%	93	0.10%
3	Harness	17	2948	1.85%	366	0.40%
6	Env0	99	26507	16.61%	12248	13.23%
8	Spacelift	305	81271	50.91%	59111	63.87%
1	@claranet	6	118	0.07%	20	0.02%
1	@Cooby-inc	5	72	0.05%	69	0.07%
1	Hangzhou Dianzi University	6	891	0.56%	242	0.26%
3	Red Hat	15	1605	1.01%	159	0.17%
1	@OpenTofu	44	12350	7.74%	3373	3.64%
1	@lessops	6	2017	1.26%	226	0.24%
1	@nvdnc	5	68	0.04%	11	0.01%

# Resources

[chaoss.community](https://chaoss.community)

[github.com/chaoss/wg-data-science](https://github.com/chaoss/wg-data-science)

[github.com/chaoss/wg-data-science/tree/main/dataset/  
license-changes/fork-case-study](https://github.com/chaoss/wg-data-science/tree/main/dataset/license-changes/fork-case-study)

[chaoss.community/about-chaoss-practitioner-guides](https://chaoss.community/about-chaoss-practitioner-guides)

# Final Thoughts

**As companies face increasing pressure to generate revenue from open source efforts, it's likely that we'll continue to see an increase in license changes and forks.**








Photo by [Arnold](#) on [Unsplash](#)

# THANK YOU!

## Any Questions?

 <https://chaoss.community/>  
 <https://github.com/chaoss>  
 @chaoss@fosstodon.org

 <https://fastwonderblog.com/>  
 <https://github.com/geekygirldawn>  
 @geekygirldawn@hachyderm.io

